

## Team List

The team list is a menu function that allows a club administrator to access certain information regarding the teams within the chosen club.

To select the Team list, firstly ensure you are on your clubs site. From here select **'Teams'** from the navigation menu and **'Team List'**.

▶ Teams	Team List
▶ Events	Fixtures
	Results
	Create New Fixture
	View Team Events

Once selected the page will display all the current teams you have created or these may have been created for you centrally. This list will display 1<sup>st</sup> Team, 2<sup>nd</sup> Teams, Women's Teams, and Youth etc.


Next to the team details there are a number of icons. The icons you can access and view will be dependent on the role you have been assigned on RugbyFirst. Each icon allows you to perform a different function on the system.

### Team List

Name	Type	Home Colours	Away Colours	Alt Colours				
Invincibles RFU Team	1 <sup>st</sup> XV Men	Old Gold and Black						
Invincibles RFU Wolves	1 <sup>st</sup> XV Men	Gold & Black						
Invincibles Test Athletic	1 <sup>st</sup> XV Men	qwertyuiopasd fghjkizxcvbnmqwertyuiopasd fghjkizxcvb						
Twickenham Posse	1 <sup>st</sup> XV Men	Bright Pink						
Invincibles RFC 3rd XV	3 <sup>rd</sup> XV Men	Gold and Black Stripes						
Invincibles Test Vulcans	3 <sup>rd</sup> XV Men							
Invincibles RFC 4th XV	4 <sup>th</sup> XV Men	Gold and Black						
Invincibles 6th	6 <sup>th</sup> XV Men							
Invincibles 7th	6 <sup>th</sup> XV Women							
test youth team	U11							
lads	Leisure	red	blue					

[Create New Team](#)



The  icon will display the team details. Made up of three boxes the first outlines general team details together with the fixtures that the team are involved in. (Note: Fixtures can be input)

You can view the fixtures by simply selecting the **'View Fixtures for this Team'** by doing so a list of fixtures inputted centrally or by County/Clubs will be displayed.

The second box 'Team Roles' are individuals that have been assigned team specific roles within the clubs.

The competitions that are listed will be dependent upon those that have been input, be it centrally, by the county or club specific leagues input at club level. Any of the competitions listed can be selected to take you to specific information regarding that league or cup (as seen below)

Team Details	
Team Name	Invincibles Test Athletic
Club Name	<a href="#">Invincibles RFC</a>
Team Type	1XVM
Home Colour	
Away Colour	
Alternate Colour	
	<a href="#">View Fixtures for this Team</a>

Team Roles

Competitions	
Name	<a href="#">Mario Conference League</a>
Name	<a href="#">Mario Cup</a>
Name	<a href="#">Pool 1</a>


Competition Details	
Competition Name	Mario Test League
Division Name	Mario Conference League
Competition Manager	
Format	League
Number of Teams	8
	<a href="#">View Fixtures for this Competition</a>

Competition Rules					
Play Each Other	2				
Rules Document					
Home Win	2	Home Draw	1	Home Lose	0
Away Win	2	Away Draw	1	Away Lose	0

Current Standings											
Mario Conference League											Short Format
Team	P	W	D	L	F	A	Diff	B Pts	Pts	Adjust	
Invincibles Test Athletic	1	1	0	0	13	0	13	0	2	0	
Invincibles Test College	1	0	1	0	0	0	0	0	1	0	
Invincibles Test Exiles	1	0	1	0	0	0	0	0	1	0	
Invincibles Test Barbarians	0	0	0	0	0	0	0	0	0	0	
Invincibles Test Constabulary	0	0	0	0	0	0	0	0	0	0	
Invincibles Test Dons	0	0	0	0	0	0	0	0	0	0	
Invincibles Test Extras	0	0	0	0	0	0	0	0	0	0	
Invincibles Test Nomads	1	0	0	1	0	13	-13	0	0	0	

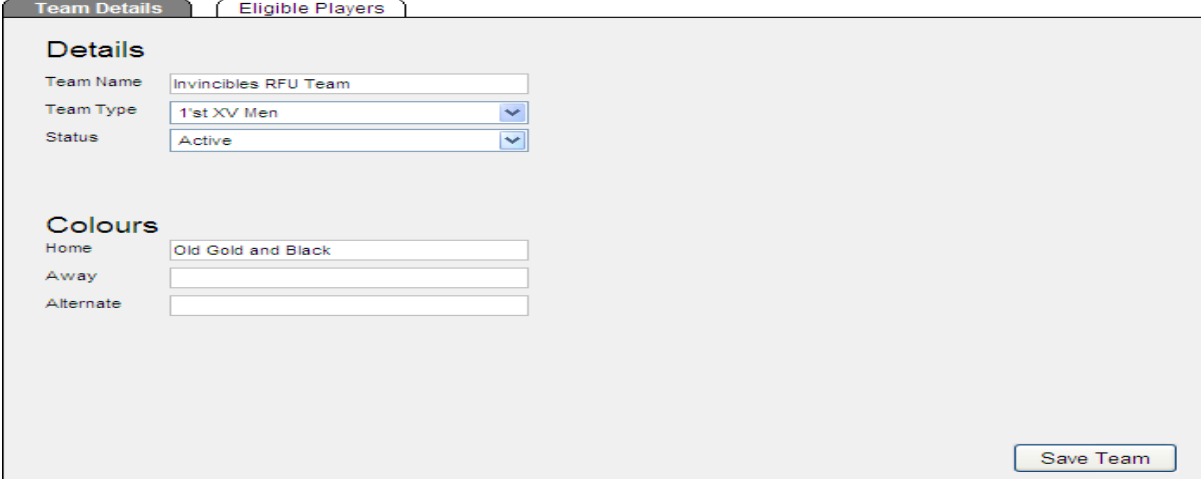
Above is an example of the information you can view when you select a competition that you club is involved in. League tables, together with league details and fixtures are all available for you to view.



The  icon allows you to view and edit Team specific details. (NOTE: If the team you have selected is involved in upcoming fixtures you will not be able to edit the team name)

There is also a second tab where you can view the eligible players for that team. e.g. 1<sup>st</sup> Team (Men) will display all your registered male players.

Once you have changed the details, please remember to **'Save Team'** before exiting.




The screenshot shows a web interface for editing team details. It features two tabs: 'Team Details' and 'Eligible Players'. The 'Team Details' tab is active and contains the following fields:


- Details**
  - Team Name:
  - Team Type:
  - Status:
- Colours**
  - Home:
  - Away:
  - Alternate:

A 'Save Team' button is located at the bottom right of the form.




The  icon allows you to delete a team. This is only available to certain roles and will not be available as an option if the team is involved in fixtures. Those involved in fixtures will display the



 icon meaning the team is locked.



The  icon allows you to email all the eligible players for that team. Dependant on the teams, once selected

From the Team list page you can also create a new team.

To do this select the **'Create New Team'** button at the bottom of the screen.

### Team List

Name	Type	Home Colours	Away Colours	Alt Colours				
Invincibles RFU Team	1'st XV Men	Old Gold and Black						
Invincibles RFU Wolves	1'st XV Men	Gold & Black						
Invincibles Test Athletic	1'st XV Men	qwertyuiopasd fghjklzxcvbnmqwertyuiopasd fghjklzxcvb						
Twickenham Posse	1'st XV Men	Bright Pink						
Invincibles RFC 3rd XV	3'rd XV Men	Gold and Black Stripes						
Invincibles Test Vulcans	3'rd XV Men							
Invincibles RFC 4th XV	4'th XV Men	Gold and Black						
Invincibles 6th	6'th XV Men							
Invincibles 7th	6'th XV Women							
test youth team	U11							
lads	Leisure	red	blue					

From this page you can then begin inputting data about the team.

### Add New Team

**Team Details** | Eligible Players

This team is participating in matches

**Details**

Team Name

Team Type

Status

**Colours**

Home

Away

Alternate

Once you have completed inputting the details of the team select **'Save Team'**

The team will then be viewable via the team list and fixtures & competitions etc can be assigned to that team.