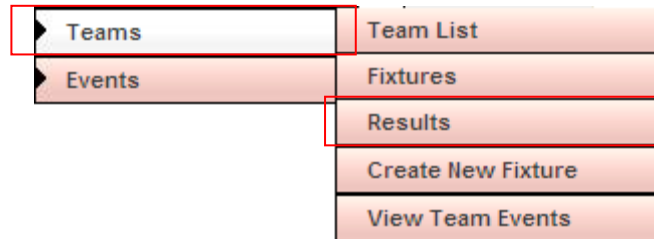


Results

The results page will display all recent fixtures together with the results of these games.


To view the Results page, select **'Teams'** and **'Results'**




The page is very similar to the fixtures page. Displayed are the date and teams involved in the fixture, results, the competition name, together with headings outlining if a referee had been picked and a team (using the team builder facility)

To the right there are two icons, both of which allow you to perform a certain function.



The  icon allows you to see more detailed information regarding the fixture.



The  icon will only be displayed where a representative from the club has permission to update the result. Where a fixture is an away match, the icon will not be present. Equally those games that are input centrally at the RFU or by the County, the club will not be able to update these fixtures.

Where available if you select the icon a new page will load where you can input the results.

A screenshot of a web form titled 'Update Fixture Results'. The form contains several input fields: 'Fixture Date' (02 Jan 2010 03:00 PM), 'Home Team' (Invincibles Test Athletic 1XVM), and 'Away Team' (Invincibles Test Dons 1XVM). Below these is a section with three input fields: 'Result Type' (a dropdown menu), 'Home Full-Time Score', and 'Away Full-Time Score'. At the bottom, there is a 'Bonus Points' section with input fields for 'Loss', 'Try', and 'Other' for both '(HOME)' and '(AWAY)'. A 'Save Result' button is located at the bottom right of the form.

Input the score together with any Bonus points awarded and select **'Save Result'** This information will now be available to view for both clubs involved in the fixture.